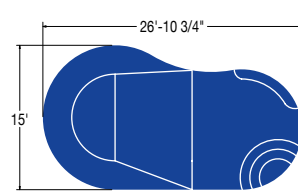
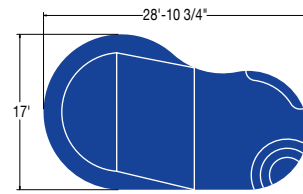


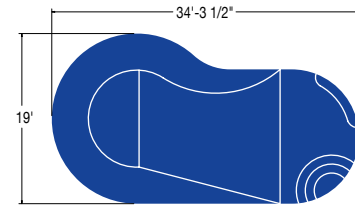
Gold Series Pools



1527 Gold Series Kidney
323 Sq Ft | Per Ft 70
Non-Diving Bottom

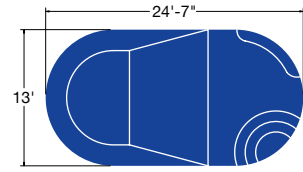


1729 Gold Series Kidney
381 Sq Ft | Per Ft 76
Non-Diving Bottom

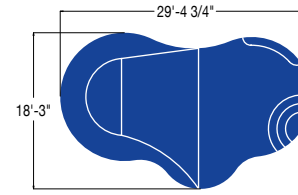


1934 Gold Series Kidney
512 Sq Ft | Per Ft 89
Diving Bottom

Good Things Come In packages

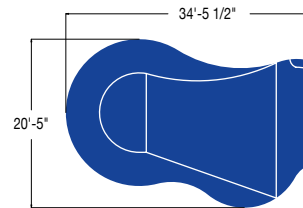


1324 Gold Series Oval
283 Sq Ft | Per Ft 64
Non-Diving Bottom

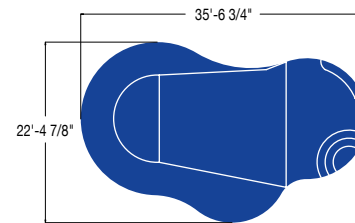


1829 Gold Series Lagoon
394 Sq Ft | Per Ft 78
Non-Diving Bottom

Fox has created a special Gold Series pool complete with Fox branded accessories and featuring our exclusive In-Pool Stairs and Bench. Our new In-Pool features give you a seamless look for your pool while requiring less space for installation. The top of the line Gold Series is only available through your local Fox dealer.



2034 Gold Series Lagoon
505 Sq Ft | Per Ft 90
Diving Bottom



2236 Gold Series Lagoon
571 Sq Ft | Per Ft 94
Diving Bottom

In-Pool Stair



Designed specifically for Fox pools, the Fox In-Pool Stair is an integral part of the Fox pool wall system while providing that seamless look many homeowners prefer.

In-Pool Bench



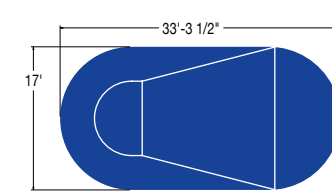
Another Fox exclusive, the Fox In-Pool Bench, provides a place to rest while in the pool while keeping that seamless look.

Filtration System

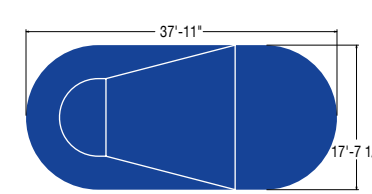


All of our Gold Series pools come complete with Fox brand pumps, filters, and accessories, assuring a perfectly matched system covered by Fox.

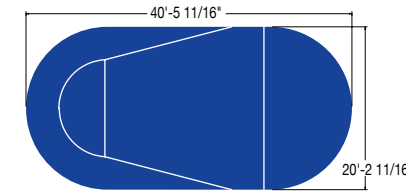
Oval



1733 Oval
504 Sq Ft | Per Ft 86
Diving Bottom

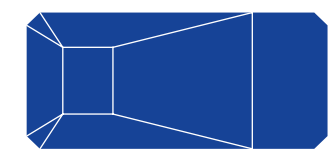


1838 Oval
602 Sq Ft | Per Ft 96
Diving Bottom

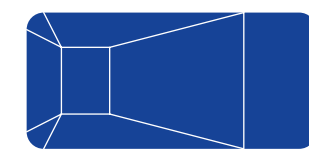


2040 Oval
731 Sq Ft | Per Ft 104
Diving Bottom

Rectangle & Radius Rectangle

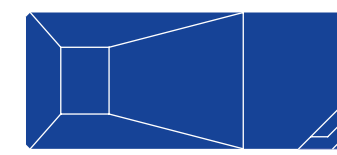


Rectangle
Sizes: 1634, 1836, 2040
Diving Bottom



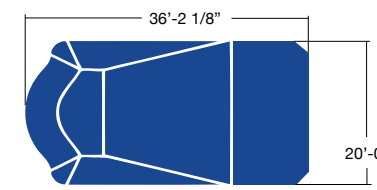
2' Radius Rectangle
Sizes: 1634, 1836, 2040
Diving Bottom

Auto Cover

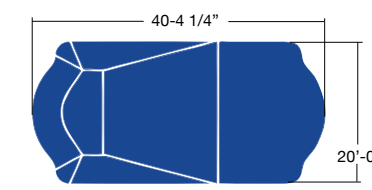


Auto Cover Rectangle
Sizes: 1430, 1634, 1836, 1840, 2040
Diving Bottom

Ionic

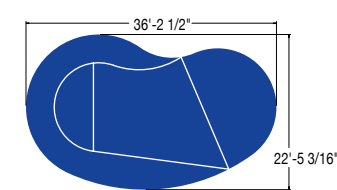


2036 Ionic
688 Sq Ft | Per Ft 104
Diving Bottom



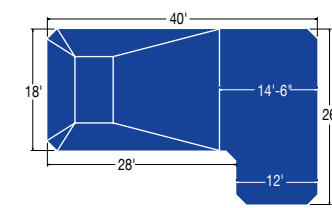
2040 Roman
704 Sq Ft | Per Ft 108
Diving Bottom

Crescent



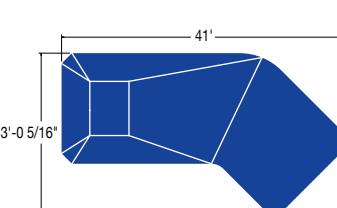
2236 Crescent
632 Sq Ft | Per Ft 96
Diving Bottom

Ninety L



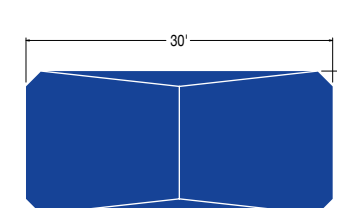
2640 Ninety L
812 Sq Ft | Per Ft 126
Diving Bottom

Lazy L



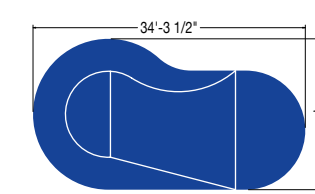
Lazy L
646 Sq Ft | Per Ft 109
Diving Bottom

Sport

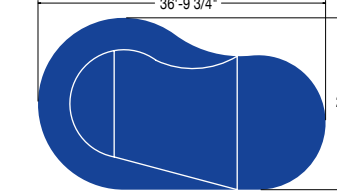


1430 Rectangle
416 Sq Ft | Per Ft 84
Sport Bottom

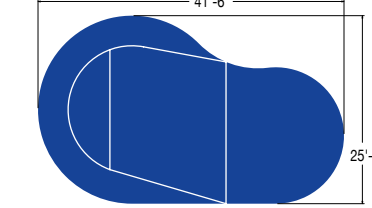
Kidney



1934 Kidney
512 Sq Ft | Per Ft 89
Diving Bottom

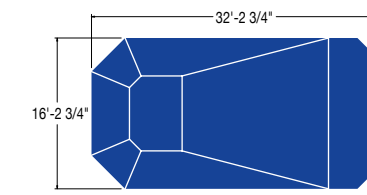


2237 Kidney
636 Sq Ft | Per Ft 97
Diving Bottom

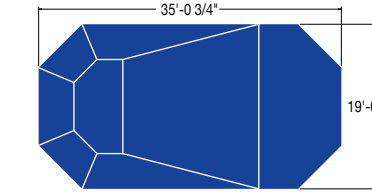


2542 Kidney
811 Sq Ft | Per Ft 110
Diving Bottom

Grecian

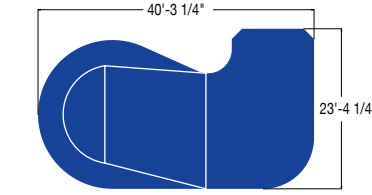


1632 Grecian
497 Sq Ft | Per Ft 88
Diving Bottom



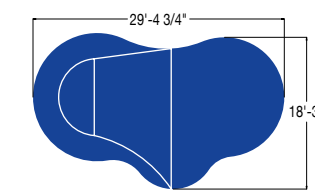
1935 Grecian
618 Sq Ft | Per Ft 96
Diving Bottom

Niagara

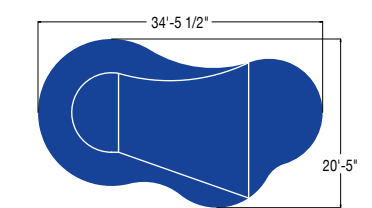


2340 Niagara
785 Sq Ft | Per Ft 117
Diving Bottom

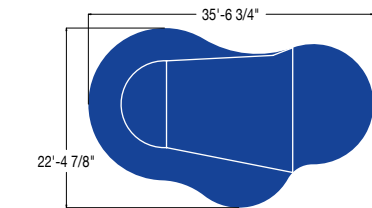
Lagoon



1829 Lagoon
394 Sq Ft | Per Ft 78
Non-Diving Bottom




2034 Lagoon
505 Sq Ft | Per Ft 90
Diving Bottom

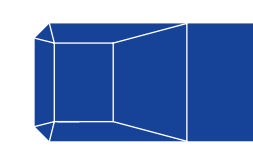


2236 Lagoon
571 Sq Ft | Per Ft 94
Diving Bottom

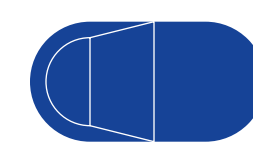
Garden



Garden Kidney
Sizes: 1527, 1729
Non-Diving Bottom



Garden Rectangle
Sizes: 1224, 1428
Non-Diving Bottom

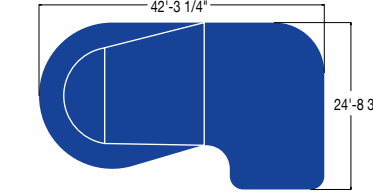


Garden Oval
Sizes: 1324, 1530
Non-Diving Bottom

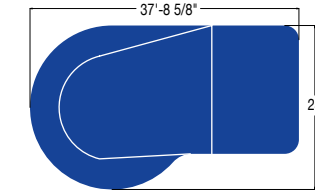


Garden Ninety L
Sizes: 2228
Non-Diving Bottom

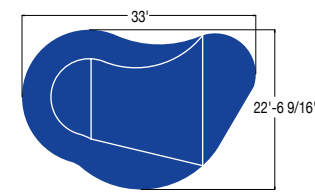
10' Walk-In Stair Pools



2542 Aries
863 Sq Ft | Per Ft 122
Diving Bottom

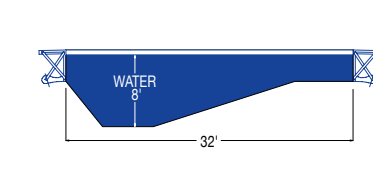


2338 Gemini
712 Sq Ft | Per Ft 106
Diving Bottom

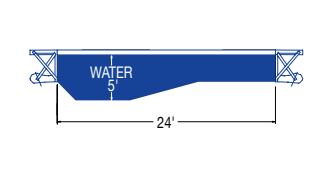


2333 Oasis
561 Sq Ft | Per Ft 90
Diving Bottom

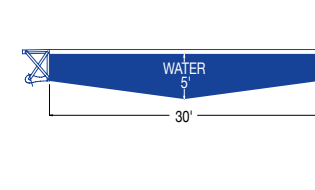
Interiors



Diving Bottom



Non-Diving Bottom



Sport Bottom



7 Wall Assembly– The pool walls are assembled on the perimeter. The X-Braces™ are attached every four feet, plumbing roughed in, and the footer is poured. At this time Fox Stairs, Buddy Seats®, Swimouts, and all integral parts of your Fox pool wall system are added.



8 Backfill– Once the walls are assembled and the footer is completed, the pool can be backfilled if desired. Backfilling is not necessary at this time as the patented X-Braces™ are designed to support the pool walls independently, even when filled with water. In most cases, your Fox dealer will backfill your pool walls and pour the deck, prior to finishing the bottom and installing the liner.



9 Concrete decking– Once the backfill is complete, steel reinforcing rods are added throughout the perimeter of the pool, attached to the X-Braces™, to form the foundation for your pool deck. Concrete is poured into forms and finished to your specifications. With a Fox pool you don't need to compact the earth underneath or wait for it to settle. The patented X-Braces™ completely support the concrete deck. When the backfill does settle, it actually forms a protective barrier below the concrete, preventing heaving in the winter when the ground freezes.



10 Finishing the bottom– Prior to installing the Fox liner, your Fox dealer will finish the pool bottom with a mixture of concrete and sand or vermiculite. This material is applied approximately 1.5 –2" thick over the bottom and is troweled smooth by hand.



11 Installing the liner– As soon as the bottom is finished, the Fox liner is spread across the pool and dropped into place. The top edge of the liner hooks neatly into the Foxite II coping while the remainder is drawn tight around the pool sides and bottom with a special vacuum. Once a foot or so of water is in the pool, your Fox dealer attaches the fittings and cuts away the excess liner material from around the stairs. When the pool is full, your Fox dealer will test all of the components, add sanitizers as necessary, and review their operation with you.



12 enjoy refresh | lounge | relax
have fun | splash | swim



designing superior pools

since 1957 check out these exclusives features...
...only available on a fox pool



fox x-brace

Exclusive X-Brace™ technology – Fox's patented X-Braces™ provide superior structural support to your pool. Your Fox pool is designed to be self-supporting without the need for backfilling prior to filling with water. A claim some others can't make.



foxgard coating

FoxGard® electrostatic epoxy coating – With Fox-Gard®, you can be assured that your pool will never rust or corrode. We're so sure of it that our lifetime limited warranty covers you rpool for as long as you own your home. See warranty for details.



fox freeform panels

Innovative freeform panels – Fox's freeform panels allow you to design virtually any shape pool you want. No specially designed panels to delay your pool installation.



fox accessories

Full line of Fox approved accessories – Fox dealers have a full line of Fox accessories for your pool to help make your pool easy to care for, leaving you with more time to enjoy your pool. After all, that's why you're getting it in the first place.




PO Box 549 | York, PA | 17405 | 800.723.1011 | www.foxpool.com

SA-1401 02/08 20/5M

Planning Your Backyard Dream

Without a doubt, a new swimming pool can be one of your biggest investments outside your home itself. Adding a swimming pool will not only provide hours of enjoyment for your family but, with proper planning, can enhance the appearance of your home by blending into the landscaping. Good planning starts with your Fox dealer. Your Fox dealer's experience can help you realize your backyard dream in many ways.

3 Choose your options– Once you've selected the ideal shape pool for your backyard it's time to decide what innovative features you'll want to compliment it. You'll want to add steps and a ladder for sure. A Fox Buddy Seat® will give you a place to stay cool in the pool while allowing you to read or just relax. Maybe a WaterFall™ spa with its cascading water will top your list. Check out the variety of lighting, controls, and easy maintenance features Fox has to offer. Whatever you decide, you can be sure it's the right choice when it's from Fox.




1 Functionality first– Your Fox dealer can guide you in selecting the proper location for your Fox pool to ensure that you avoid some of the potential problems that others might overlook. Considering drainage, ingress, egress, and proper ground stability are only a few items your Fox dealer can help you with.



4 Time to Get the Permit– Once you've decided on the pool and options, you will need to get a permit from your local municipality. Local code inspectors not only make sure you meet the code but are also there to ensure your safety.

5 Start Building– Your Fox dealer can work with you to select the proper location and layout of your pool, using a CAD designed dig drawing. Stakes are placed in the ground and precise measurements are taken to determine the wall locations for the excavating.

2 Selecting Your Design– With a Fox pool you have virtually no limit to the design you choose for your new pool. Choose from one of our many premium designs or maybe you'll want something completely custom for your yard. With Fox's innovative freeform panels you're not limited to plain rectangles like with some other manufacturers. You may be surprised to find out that the shape that fits your yard may cost less than you think.



6 Excavation– The pool is excavated according to the dig drawings at the location your Fox dealer indicated. A three foot section is excavated outside the wall area to facilitate the wall assembly, X-Braces™, plumbing, and concrete footer.



planning guide

